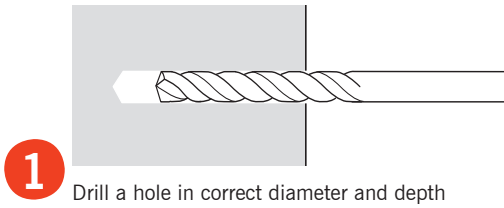
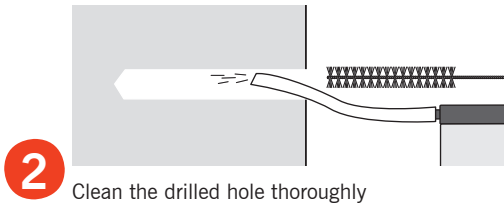




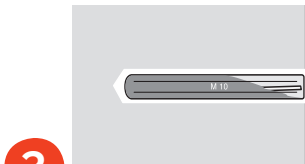
ANCHOR SLEEVE WITH INTERNAL THREAD FOR CHEMICAL ANCHOR



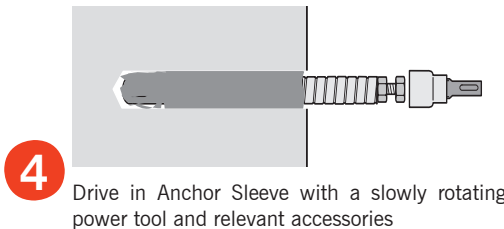
1 Drill a hole in correct diameter and depth




2 Clean the drilled hole thoroughly



3 Insert the Chemical Anchor



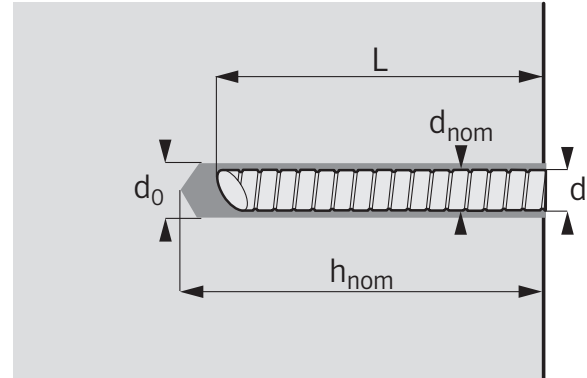
4 Drive in Anchor Sleeve with a slowly rotating power tool and relevant accessories



5 Installation is completed

| Temperature | Curing Time |
|--------------------|-------------|
| from -5°C to 0°C | 300 minuts |
| from 0°C to 10°C | 60 minuts |
| from 10°C to 20°C | 20 minuts |
| from 20°C and more | 10 minuts |

note Always observe curing time for Chemical Anchor. Further information: see Technical sheet 317

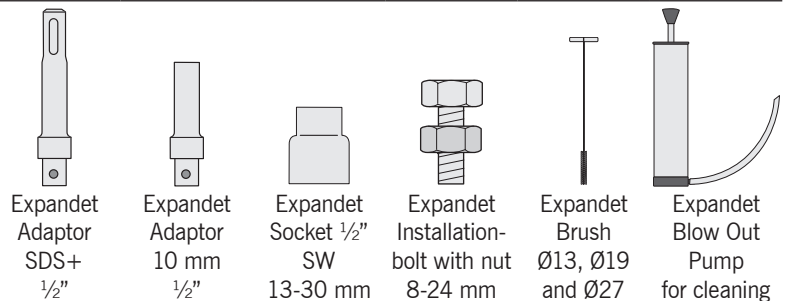


| Type | Dimensions | | | | | Fixing | | | Load Capa. |
|------------------------|-----------------------------|------------------|------------------|-------------------------------|----------------------------|---------------------------|------------------------|--------------------------|-----------------------|
| | d | L | d _{nom} | L _{th} | L _{sadmin/max} | d ₀ | h _{nom} | F _{Rd} | |
| Expandet Anchor Sleeve | Chemical anchor diameter mm | Bolt diameter mm | Anchor length mm | Outside diameter of anchor mm | Available thread length mm | Screw in depth min/max mm | Drill hole diameter mm | Depth of drilled hole mm | Design resistance kN* |
| 8 x 90 | 12 | M 8 | 90 | 12 | 35 | 12/30 | 15 | 100 | 4,00 |
| 10 x 90 | 16 | M10 | 90 | 16 | 40 | 15/35 | 18 | 100 | 7,00 |
| 12 x 96 | 16 | M12 | 96 | 20 | 50 | 18/40 | 22 | 110 | 10,00 |
| 16 x 125 | 20 | M16 | 125 | 25 | 50 | 24/40 | 28 | 135 | 15,00 |

* Design resistance is maximum in concrete C20/25 together with Threaded Rod without influence of edge distance and/or spacing. Partial safety factor for material (γ_m) is included. Partial safety factor for actions (γ_t) must be applied according to national building code.

Important: See Expandet's "Principles for fastening" for general information on fastening as well as information on limited liability. (Can be downloaded at www.expandet.com)

Accessories:



Advantages:

- Flush with wall.
- Can be used with a large variety of threaded bolts and rods.
- Demountable fixing.
- Useable together with Injection Mortar.



EXPANDET SCREW ANCHORS A/S
Svendebuen 2-6
P.O. Box 59
DK-3230 Græsted
Denmark

Telephone: +45 70 22 79 79
Telefax: +45 70 22 79 89

Version 06.012

www.expandet.com
expandet@expandet.dk

Graphic: Vedkom /Expandet
©Expandet Screw Anchors A/S, 2006
All rights reserved