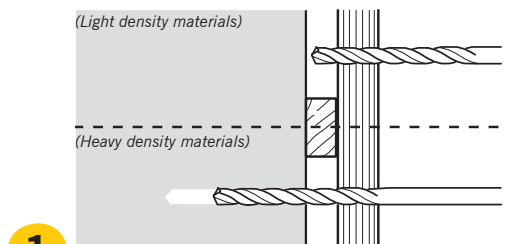




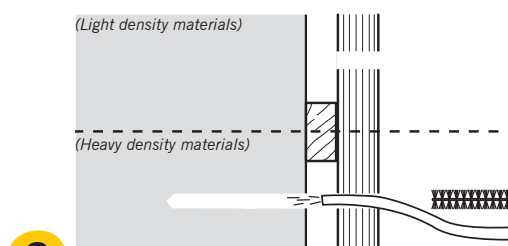
CONCRETE SCREW

Installation:

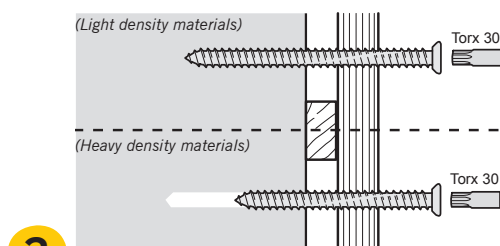
Distance screw for fixing door- and windowframes etc. in concrete, solid brick, aerated concrete and other solid materials



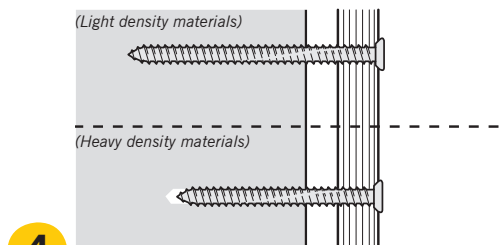
1 Drill a 6 mm hole (in high strength concrete 6,5 mm) through the fixture and into the wall. In aerated concrete and other porous materials use without pre-drilling




2 Clean the drilled hole thoroughly



3 Insert concrete Screw with power tool to recommended embedment depth



4 The installation is finished



Advantages:

- Fast and easy fixing.
- Expansion free fixing.
- Fixing without applying plug.
- Torx 30, both with countersunk and cylinder head.
- Wax treated for easy fixing.
- Milling ribs - stress-free embedment.
- Milling notches - security of anchorage.
- No pre-drilling in porous / light density materials.
- 7,5x42 mm with Panhead is especially recommended for fixing of brackets.

Materials:

Expandet Concrete Screw is zinc plated min. 5 µm and wax-treated. Expandet Concrete Screw - Ruspert® is supplied with Ruspert coating (3 layer anti-corrosive):

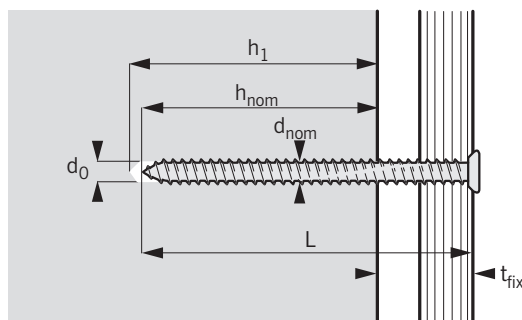
1. layer: 5 µm zinc.
2. layer: Chemical anti-corrosive binding agent.
3. layer: 10 µm ceramic coating.

Further information:

See overleaf.



CONCRETE SCREW



Type	Dimensions		Countersunk head▼		Cylinder head▽	
	d_{nom}	L				
Expandet Concrete Screw	Outside diameter of anchor mm	Anchor length mm	Zinc plated	Ruspert®	Zinc plated	Ruspert®
7,5 x 42 *	7,5	42	✓		✓	
7,5 x 52	7,5	52	✓		✓	
7,5 x 62	7,5	62	✓		✓	
7,5 x 72	7,5	72	✓	✓	✓	✓
7,5 x 92	7,5	92	✓	✓	✓	✓
7,5 x 112	7,5	112	✓	✓	✓	✓
7,5 x 132	7,5	132	✓	✓	✓	✓
7,5 x 152	7,5	152	✓		✓	
7,5 x 182	7,5	182	✓		✓	
7,5 x 212	7,5	212	✓		✓	

* Is also supplied with pan head. Diameter of pan head: 12,0 mm

▼ Diameter of countersunk head: 12,0 mm

▽ Diameter of cylinder head: 8,5 mm

Type	Fixing			Load Capacities			
	d_0	h_{nom}		C_{min}	S_{min}	N_{Rd}	V_{Rd}
Expandet Concrete Screw	Drill hole diameter mm	Embedment depth (minimum) mm	Embedment depth (maksimum) mm	Minimum edge distance mm	Minimum spacing mm	Design resistance tension kN* kN*	Design resistance Shear kN◇ kN◇
Concrete (20 N/mm ²)	6	30	40	50	60	2,10	1,80
Solid brick (15N/mm ²) ♦	6	40	50	50	60	1,04	0,85
Aerated concrete (PP4) *		80	80	50	100	0,62	0,28
Aerated concrete (PP2) *		60	60	50	100	0,22	0,08
Sand lime brick	6	40	50	50	60	1,00	0,85

* No pre-drilling in aerated concrete. Concrete Screw is screwed directly into the aerated concrete. Use low setting torque due to the light density of the aerated concrete.

♦ Drilling with reduced or without hammer action.

◇ Design resistance for tension is valid for a single anchor not influenced by edge distance and / or spacing.

◇ Design resistance for shear is valid for a single anchor not influenced by edge distance and / or spacing.

Combined resistance shall be verified if both tension and shear actions are applied. See "Principles for Fastening" page 5 (Verification Method 1).

Partial safety factor for material (γ_m) is included. Partial safety factor for actions (γ_f) must be applied according to national building code.

Important: See Expandet's "Principles for fastening" for general information on fastening as well as information on limited liability.

(Can be downloaded at www.expandet.com)



EXPANDET SCREW ANCHORS A/S
Svendebuen 2-6
P.O. Box 59
DK-3230 Græsted
Denmark

Telephone: +45 70 22 79 79
Telefax: +45 70 22 79 89

Version 06.012

www.expandet.com
expandet@expandet.dk

Graphic: Vedkom/Expandet
©Expandet Screw Anchors A/S, 2006
All rights reserved