

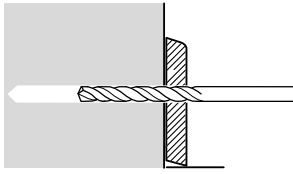


**NAIL ANCHOR**

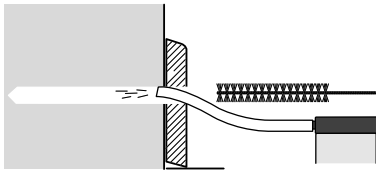
**Installation:**

**For fixing of skirting, brackets, laths, frames and battens etc. in solid brick and concrete**

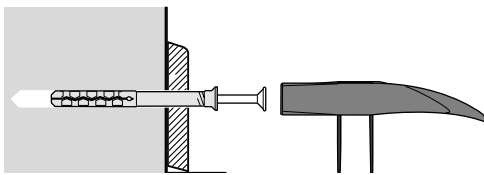
**1** Drill a hole with correct diameter and depth



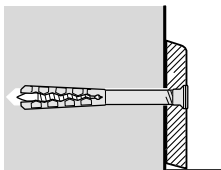
**2** Clean the drilled hole thoroughly



**3** Insert the anchor as through fixing and hammer in the nail



**4** The installation is finished



**Advantages:**

- Fast and easy fixing - can be removed.
- Countersinks itself when nail is hammered in.
- Useable in aerated concrete.
- Through fixing.
- Wide range of nail types.
- Use cylindrical collar for fixing of thin boards and steel-profiles.

**Accessories:**

- Covercaps.
- Self-adhesive FastCap covercaps.

**Materials:**

- Plug: Nylon (PA6), with countersunk or cylindrical collar.  
Withstands temperatures from -40°C to +80°C.
- Screw: Zinc plated min. 5 µm.  
Stainless Steel A2  
5x30 mm and 5x50 mm available with black, brown, white and yellow nail.

**Further information:**

 See overleaf



EXPANDET SCREW ANCHORS A/S  
Svendebuen 2-6  
P.O. Box 59  
DK-3230 Græsted  
Denmark

Telephone: +45 70 22 79 79  
Telefax: +45 70 22 79 89

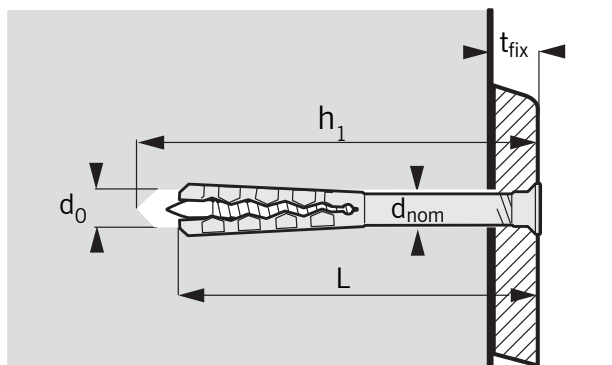
Version 06.012

www.expandet.com  
expandet@expandet.dk

Graphic: Vedkom /Expandet  
©Expandet Screw Anchors A/S, 2006  
All rights reserved



# NAIL ANCHOR



Type	Dimensions			Fixing		Load Capacities			
	$d_{nom}$	L	$t_{fix}$	$d_0$	$h_1$	$N_{Rd}$	$V_{Rd}$	$N_{Rd}$	$V_{Rd}$
Expandet Nail Anchor	Outside diameter of anchor mm	Anchor length mm	Thickness of fixture (Max.) mm	Drill hole diameter mm	Depth of drill hole (Min.) mm	Concrete 25 N/mm <sup>2</sup> Design load tension kN♦ Design load shear kN♦		Solid brick 15 N/mm <sup>2</sup> Design load tension kN◇ Design load shear kN◇	
5 x 30	5	30	5	5	40	0,30	0,35	0,20	0,35
5 x 40	5	40	15	5	50	0,30	0,35	0,20	0,35
5 x 50	5	50	25	5	60	0,30	0,35	0,20	0,35
6 x 35	6	35	5	6	45	0,45	0,55	0,30	0,55
6 x 50	6	50	20	6	60	0,45	0,55	0,30	0,55
6 x 60	6	60	30	6	70	0,45	0,55	0,30	0,55
6 x 70	6	70	40	6	80	0,45	0,35	0,30	0,35
8 x 50	8	50	10	8	60	0,55	0,90	0,45	0,90
8 x 60	8	60	20	8	70	0,55	0,90	0,45	0,90
8 x 80	8	80	40	8	90	0,55	0,90	0,45	0,90
8 x 100	8	100	60	8	110	0,55	0,50	0,45	0,50
8 x 120	8	120	80	8	130	0,55	0,50	0,45	0,50
8 x 140	8	140	100	8	150	0,55	0,50	0,45	0,50
10 x 80	10	80	30	10	90	0,75	0,50	0,55	0,50
10 x 100	10	100	50	10	110	0,75	0,50	0,55	0,50
10 x 120	10	120	70	10	130	0,75	0,50	0,55	0,50
10 x 140	10	140	90	10	150	0,75	0,50	0,55	0,50
10 x 160	10	160	110	10	170	0,75	0,50	0,55	0,50

- ♦ Design loads are valid for a single anchor in concrete with a compressive strength of minimum 25N/mm<sup>2</sup>.  
◇ Design loads are valid for a single anchor in solid brick with a compressive strength of minimum 15N/mm<sup>2</sup>

Combined resistance shall be verified if both tension and shear actions are applied. See "Principles for Fastening" page 5 (Verification Method 1).

**Important:** See Expandet's "Principles for fastening" for general information on fastening as well as information on limited liability.  
(Can be downloaded at [www.expandet.com](http://www.expandet.com))



EXPANDET SCREW ANCHORS A/S  
Svendebuen 2-6  
P.O. Box 59  
DK-3230 Græsted  
Denmark

Telephone: +45 70 22 79 79  
Telefax: +45 70 22 79 89

Version 06.012

[www.expandet.com](http://www.expandet.com)  
[expandet@expandet.dk](mailto:expandet@expandet.dk)

Graphic: Vedkom /Expandet  
©Expandet Screw Anchors A/S, 2006  
All rights reserved