

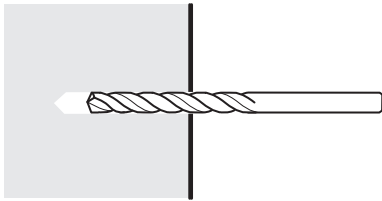


LB NYLON / LB METAL

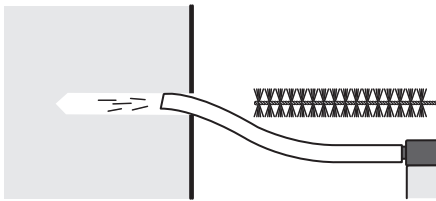
Sådan gør du:

For fixing in aerated concrete, breeze, light blocks, two- and- three-layer plasterboards

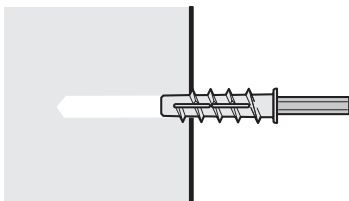
1 Drill a hole in correct diameter and depth



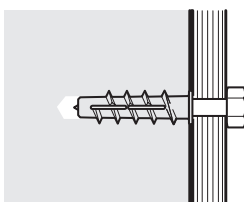
2 Clean the drilled hole thoroughly




3 Fix LB into the drilled hole until it is flush with wall. Use setting tool or power tool with hexagon key. Fixture is fastened with screw into LB



4 The installation is finished



note Use smallest recommended drill size in plasterboards



Avantages:

Suitable for two- and three-layer plasterboards.
 LB Metal is suitable for fire resistant fixing.
 LB Nylon can be used with woodscrew or metric screw.

Materials:

Expandet LB Nylon is produced of Nylon (PA6).
 Withstands temperatures from -40°C to +80°C
 Expandet LB Metal is produced in AlZn.

Accessories:

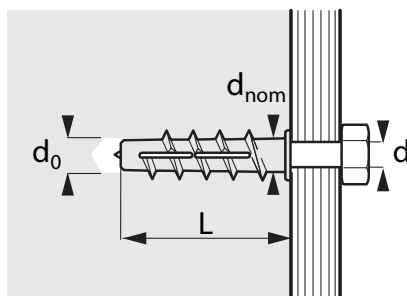
Setting tool.
 Setting tool for power tool.

Further information:

See overleaf.



LB NYLON / LB METAL



Type	Dimensions		Fixing			
	d_{nom}	L	d_0		d_{wood}	d_{metric}
Expandet LB Nylon LB Metal♦	Outside diameter of anchor mm	Anchor length mm	Drill hole diameter ◊ mm	Hexagon key mm	Woodscrew mm	Machinescrew mm
LB4◊	10	50	10	10	4,0-4,5	-
LB6	10	50	10	10	5,0-6,0	M 6
LB8	12	60	12	12	8,0	M 8
LB10	14	70	14-15	14	10,0	M10

- ♦ LB Metal can only be used with metric screw.
- ◊ LB4 only available in Nylon.
- ◊ Drill diameter can vary in relation to density of aerated concrete.

Type	Load Capacities			
	C_{min}	S_{min}	F_{Rd}	F_{Rd}
Expandet LB Nylon	Minimum edge distance mm	Minimum spacing mm	Aerated concrete PP4 ▼ Design resistance kN	Aerated concrete PP2 ▼ Design resistance kN
LB4	100	100	0,43	0,21
LB6	100	100	0,43	0,21
LB8	100	150	0,80	0,43
LB10	100	150	0,92	0,64

▼ Design resistance for LB Nylon is valid for a single anchor independent of load direction together with largest recommended screw in aerated concrete PP4 (535 kg/m³, 4 N/mm²) not influenced by edge distance and/or spacing.

▼ Design resistance for LB Nylon is valid for a single anchor independent of load direction together with largest recommended screw in aerated concrete PP2 (375 kg/m³, 2 N/mm²) not influenced by edge distance and/or spacing.

Partial safety factor for material (γ_m) is included. Partial safety factor for actions (γ_t) must be applied according to national building code.

Type	Load Capacities					
	C_{min}	S_{min}	N_{Rd}	V_{Rd}	N_{Rd}	V_{Rd}
Expandet LB Metal	Minimum edge distance mm	Minimum spacing mm	Aerated concrete PP4 ▼ Design resistance Tension kN Shear kN		Aerated concrete PP2 ▼ Design resistance Tension kN Shear kN	
LB6	100	100	0,60	0,91	0,29	0,56
LB8	100	150	0,90	0,97	0,43	0,66
LB10	100	150	0,92	1,10	0,64	0,71

▼ Design resistance is valid for a single anchor together with largest recommended screw in aerated concrete PP4 (535 kg/m³, 4 N/mm²) not influenced by edge distance and/or spacing.

▼ Design resistance is valid for a single anchor together with largest recommended screw in aerated concrete PP2 (375 kg/m³, 2 N/mm²) not influenced by edge distance and/or spacing.

Partial safety factor for material (γ_m) is included. Partial safety factor for actions (γ_t) must be applied according to national building code.